



Guide

Challenge - Clowns

Table of Contents

Introduction.....	1
Legend	1
Resolution Guide.....	1
Layout of the house	1
Basement.....	2
Kitchen.....	4
Office (computer's puzzle).....	4
Living room	5
Large bedrooms	5
Solutions.....	6
Basement.....	6
Kitchen.....	6
Office.....	7
Living room	7
Large bedrooms	8
Identify the culprit.....	8






Introduction

The [Resolution Guide](#) section contains the clickable areas of the challenge as well as pointers to help the students. The answers to the puzzles are available in the [Solutions](#) section.

Legend


 : Explanation about the clickable area

 : Pointers

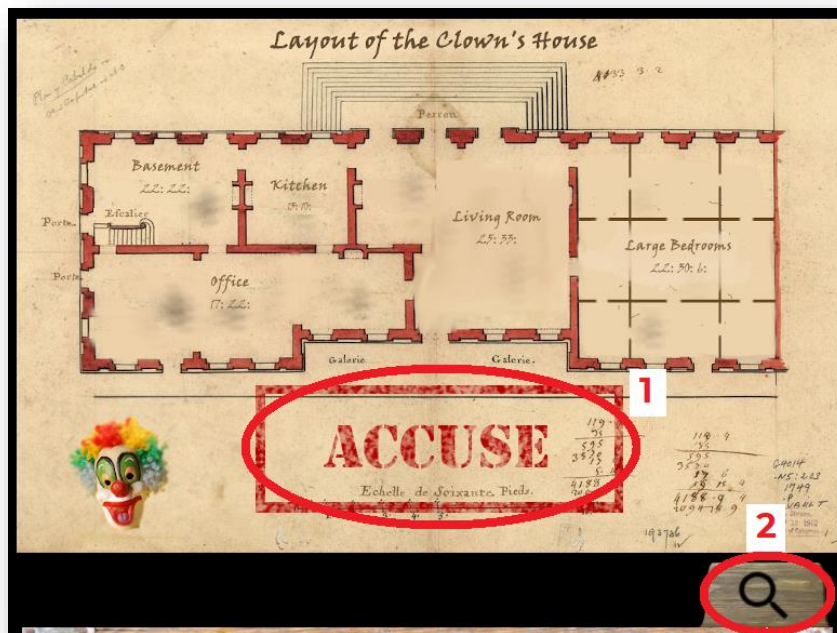
Link to the web page 



: Link to the web page

Resolution Guide

Link to the web page 


Layout of the house



-  1: To identify the culprit, you must solve the puzzles in all 5 rooms.
-  2: Click on the magnifying glass to see the 10 suspects. At all times, you can click on the clowns to remove the innocent ones. The goal is to remove all the innocent clowns until only the culprit is left.



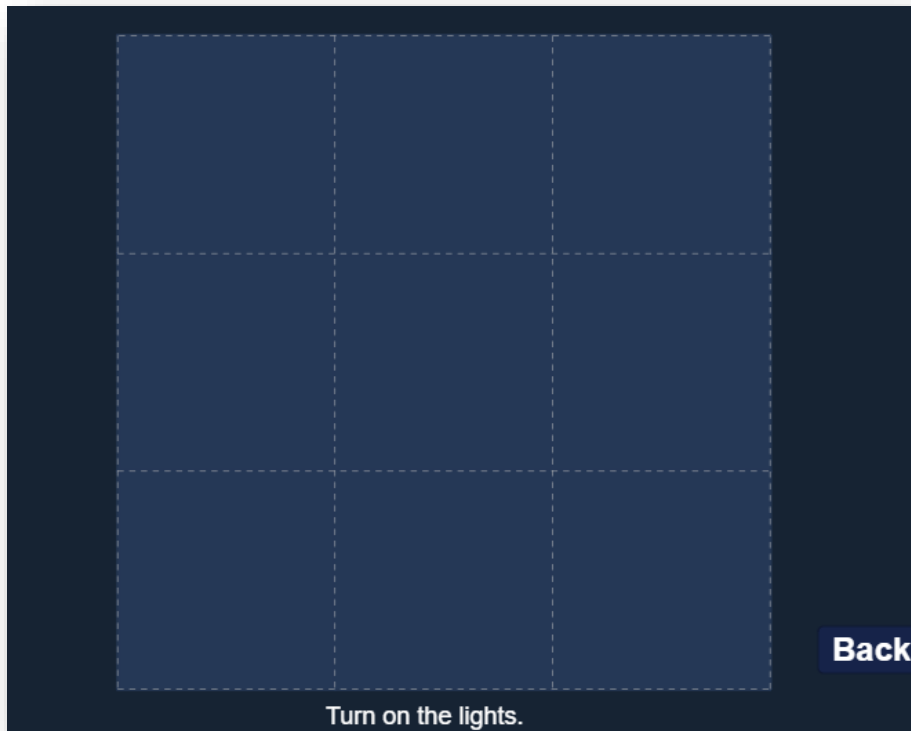
Basement

Link to the
web page 



🔍 1: Click here to see the puzzle.


Σ To solve the puzzle, try finding all multiples of 24.



- 🔍 Click on the squares to turn on the lights.
- Σ What happens when you click on a square?
- Σ Observe and find what the last step would be for all the lights to be turned on.




Kitchen

Link to the  web page

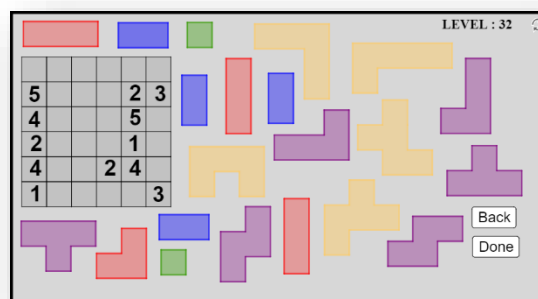


- 🔍 1: Click on the poster to access the puzzle.
- 🔍 2: Click on the safe to open it.
- 🔍 3: Click on the picture to see the different age groups in Clownsville.
- Σ You can use algebra to practise the order of operations. Otherwise, you can start from the end and do inverse operations.

Office (computer's puzzle)

Link to the  web page

- 🔍 Move the shapes around the grid. Shapes that take x squares must be placed on digit x in the grid. For example, the yellow shapes take 5 squares. So, they must be placed on a square indicating the digit 5.






Σ Try using deduction. Some squares must be occupied by a single shape.

Living room


🔍 A clue might be hidden in the clouds.

Link to the
web page 

Σ Determine the frequency of each symbol in the 11 visible cards.

Large bedrooms

🔍 Did you click on the balloons?

Link to the
web page 

Σ Try using deduction. A clown's bedroom can be found by knowing his neighbours' number.




Solutions

Basement

Door's combination: **622**

Turn on the lights challenge.

Click on these 5 squares.

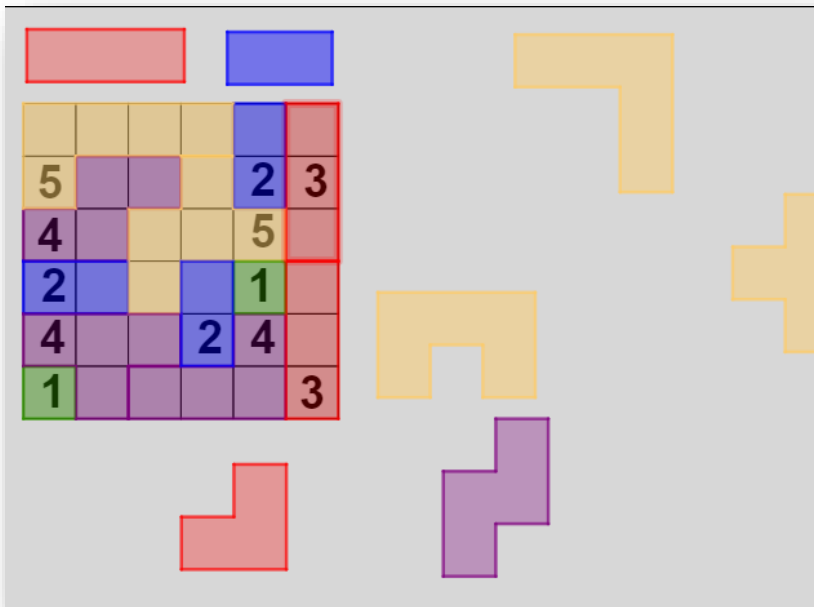


Kitchen

Safe's combination: **164**




Office



Living room

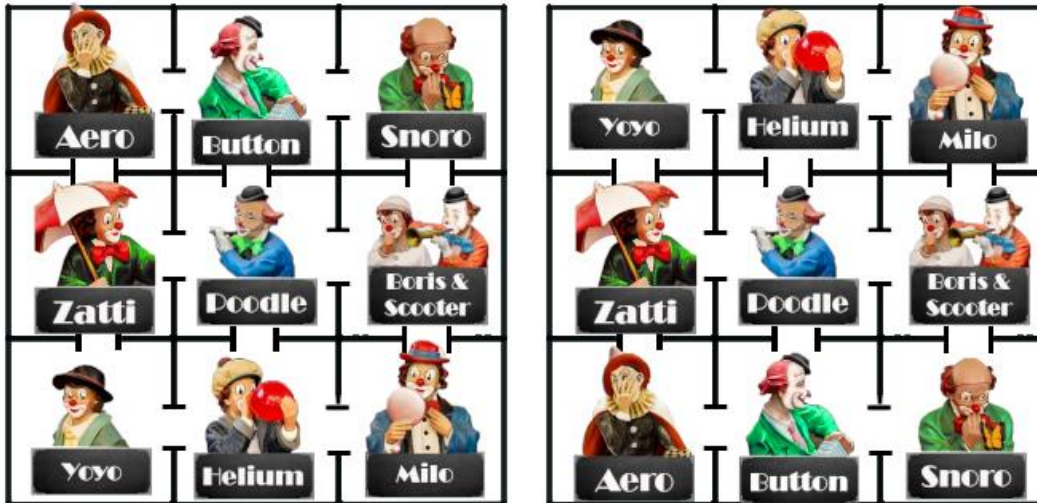
The order of the symbols on the cards doesn't matter. Plus, the card on the left and the card on the right can be interchanged.





Large bedrooms

There are 2 solutions.



Identify the culprit

The culprit is Helium.

Clues	I can tell you there's a colour I would never dare to wear (BLUE).	Clown makeup: For a better result, apply around the eyes and the mouth only, and not all over the face	No polka dot, checkered or striped pants. I like my pants to be one solid colour.	The culprit is an adult (20 to 69 years old)	A great clue would be the colour of my shoes... (Red)
Clowns					
Milo	X				
Yoyo					X
Helium	✓	✓	✓	✓	✓
Poodle	X				
Snoro			X		
Button		X			
Boris				X	
Scooter		X			
Aero			X		
Zatti					X